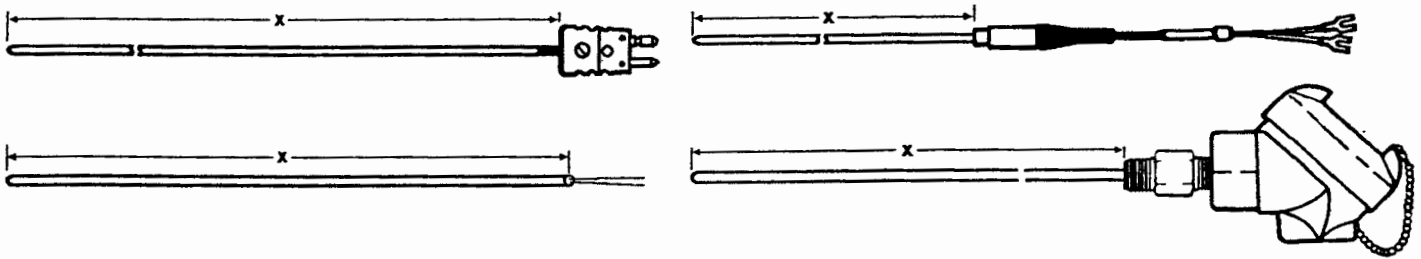


RTDs & MgO Insulated Thermocouples



For ordering information see the following three pages.

ELEMENT PART NUMBER

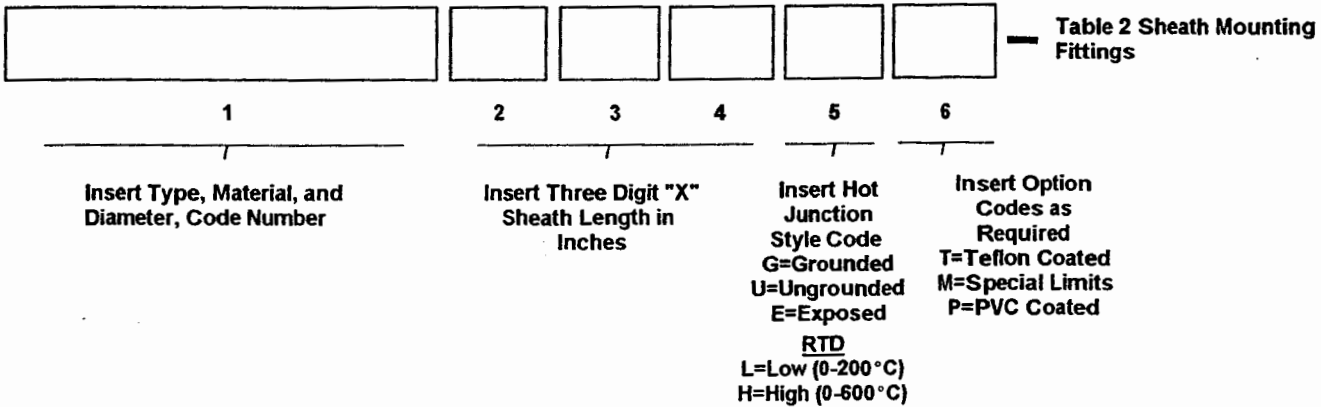


TABLE 1: ELEMENT									
Thermo couple Types	Sheath Material	Sheath Diameters							
		.020	.040	.0625	.125	.187	.250	.375	
SINGLE ELEMENT		ORDER CODE NUMBERS							
"E"	316 SS				E28	E38	E48		
"J"	304 SS	J009	J09	J19	J29	J39	J49	J69	
"J"	316 SS			J18	J28	J38	J48	J68	
"J"	446 SS			J15	J25	J35	J45	J65	
"J"	INC. 600			J17	J27	J37	J47	J67	
"K"	304 SS	K009	K09	K19	K29	K39	K49	K69	
"K"	316 SS			K18	K28	K38	K48	K68	
"K"	446 SS			K15	K25	K35	K45	K65	
"K"	INC. 600			K17	K27	K37	K47	K67	
"K"	310 SS				K20	K30	K40	K60	
"R"	INC. 600			R17	R27				
"S"	INC. 600			S17	S27				
"T"	304 SS			T19	T29	T39	T49	T69	
"T"	316 SS			T18	T28	T38	T48	T68	
RTD	316 SS				RTD28	RTD38	RTD48	RTD68	

Example of Element Part No. J29 012 GT See Table 2 (Page 18)	
J29	1. Type J Single
	2. 304 SS Sheath
	3. 1/8" OD
012	4. 12" Long
GT	5. Grounded Junction
	6. Teflon Coated

Example of Complete Part No. J29012G-09-16-1036-4	
J29012G	
-From Table 1-(Element)	
J29012G-09-	
-From Table 2-(Element Fitting)	Page 19
J29012G-09-16	
-From Table 3-(Sheath Termination)	Page 20
J29012G-09-16-1036	
-From Table 4-(Extension Leadwire)	Page 21
J29012G-09-16-1036-4	
-From Table 5-(Leadwire Termination)	Page 21

TABLE 2: ELEMENT FITTING

NO FITTING

Order Code	Description
00-	No Element Mounting Fitting

STAINLESS STEEL ONE TIME ADJUSTABLE COMPRESSION FITTING *

01-	1/16", 1/18", 3/16", 1/4" OD Tube x 1/8" NPT SS Ferrule
02-	1/4", 3/8" OD Tube x 1/2" NPT
05-	1/16", 1/8", 1/4", 3/8" OD Tube x 1/4" NPT - SS Ferrule



STAINLESS STEEL RE-ADJUSTABLE COMPRESSION FITTING

Order Code	Description
09-	1/16", 1/18", 3/16" OD Tube x 1/8" NPT Lava Packing Gland
12-	1/4" or 3/8" OD Tube x 1/4" NPT Lava Packing Gland



NOTES: Lava Packing Gland is Standard. For Neoprene or Teflon Gland Specify N or T After Order Code Number

BRASS ADJUSTABLE COMPRESSION FITTING *

Order Code	Description
15-	1/18", 3/16", 1/4" OD Tube x 1/8" NPT - Brass Ferrule



25-	3/16", 1/4", 3/8" OD Tube x 1/4" NPT - Brass ferrul
-----	---

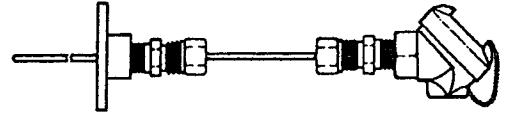
RE- ADJUSTABLE SPRING LOADED WELL FITTING *

Order Code	Description
19-	1/2" NPT Re-adjustable Spring Loaded SS Fitting for use on 3/16" or 1/4" OD Sheaths with 1/2" NPT Internally Threaded Well Assemblies. Specify (x) Dimension after Order Code Number



ADJUSTABLE FLANGE

Order Code	Description
14-	Adjustable Flange with Brass Compression Fitting to secure to Sheath







18-	304 SS Weld Pad 1" x 1" 1/4" Thick Horizontal Mount
-----	---







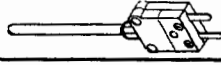

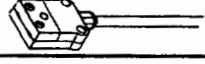

AA =	Special Fitting Please Describe
------	---------------------------------

TABLE 3: SHEATH TERMINATIONS



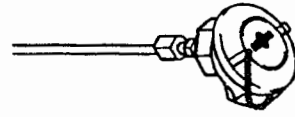
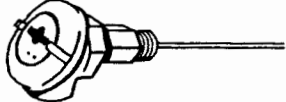
SHEATH TERMINATIONS

Order Code	Description
01-	Squared End Bulk Material 
02-	1" Stripped Lead 
22-	3" Leads
23-	1/2" NPT Steel Hex Fitting, 3 Leads
24-	1/2" NPT Stainless Steel Hex Fitting, 3" Lead
37-	1/2" NPT Steel Hex Fitting with Stripped Lead 
38-	1/2" NPT, Stainless Steel Hex Fitting with Stripped Lead 

PLUG & JACK TERMINATIONS

Order Code	Description
03-	Standard Size T/C Plug 1/16" thru 1/4" OD Sheath Only 
04-	Standard Size T/C Plug w/Mating Jack 1/16" thru 1/4" OD Sheath Only 
39-	Standard Size T/C Jack 1/16" thru 1/4" OD Sheath Only 
40-	Standard Size T/C Jack with Mating Plug - 1/16" thru 1/4" OD Sheath Only 
05-	Miniature Size Plug 1/16" thru 3/16" OD Sheath Only 
06-	Miniature Size Plug Jack with 1/16" thru 3/16" OD Sheath Only 
41-	Miniature Size Jack 1/16" thru 3/16" Sheath Only 
42-	Miniature Size Jack with Mating Plug - 1/16" thru 3/16" OD Sheath Only 

HEAD TERMINATIONS

Order Code	Description
17-	Miniature Plastic Head - 1/4" NPT Process and 1/4" NPT Conduit Openings 
20-	Explosion Proof Head with 1/2" NPT Steel Hex Mounting Fitting - CSA approved
21-	Explosion Proof Head with 1/2" NPT Stainless Steel Hex Mtg. Ftg. - CSA approved 
25-	Heavy Duty Pyco Cast Iron Head
31-	Cast Aluminum Screw Cover Head
34-	Cast Iron Screw Cover Head 
32-	Cast Aluminum Screw Cover Head with 1/2" NPT Steel Hex Mtg. Ftg.
35-	Cast Iron Screw Cover Head with 1/2" NPT Steel Hex Mtg. Ftg.
33-	Cast Aluminum Screw Cover Head with 1/2" NPT Stainless Steel Hex Mtg. Ftg.
36-	Cast Iron Screw Cover Head with 1/2" NPT Stainless Steel Hex Mtg. Ftg. 

LEADWIRE TRANSITIONS

Requires Table 4 and 5 Selections



Order Code	Description
15-	Extension Leadwire Transition Fitting and Relief Spring 
15H	High Temperature Transition Fitting
16-	Extension Leadwire Transition Fitting Sealed with Heat Shrink Tubing 
19-	Inline Transition Fitting


Table 3: Special Terminations. Specify "BB" and describe.

Note: If 4-20mA Transmitter required to be installed in head, use suffix "TR" after complete part #.

TABLE 4: EXTENSION LEADWIRE

Wire Code	Wire	Leadwire Type Insulation	T/C Type Availability	Order Code
1	304 (Solid)	Fiberglass	E-J-K-T	1- - - Insert
2	508 (Stranded)	Teflon w/ Flexible Armored Tubing	E-J-K-T- RTD	2- - - Three
3	307 (Stranded)	Fiberglass Teflon Impregnated	J	3- - - Digit "E"
4	304 (Stranded)	Fiberglass w/ Flexible Armored Tubing	J-K	4- - - Length
5	507 (Stranded)	FEP Teflon	J-K-T-RTD	5- - - (Code in "Inches")
6	502 (Stranded)	Polyvinyl (Singles & Standard Plug Only)	J-K-T	6- - - (Code in "Inches")
8	304 (Stranded)	Fiberglass	J-K	8- - - (Code in "Inches")
9	304 (Stranded)	Fiberglass with Stain. Steel Overbraid	J-K	9- - -

SPECIALS: SPECIFY CC AND DESCRIBE



*All Table 5 options require a transition. See Table 3.

Table 4: Special Leadwire
Specify "CC" and describe

Table 5: Special Terminations
Specify "DD" and describe

TABLE 5: EXTENSION WIRE TERMINATIONS *

Order	Code Description
1-	Leads Not Stripped
2-	Leads Stripped 4"
3-	Leads Stripped 4" with Spade Lugs
4-	Standard Size Plug
5-	Standard Size Plug with Mating Jack
6-	Miniature T/C Plug
7-	Miniature T/C Plug with Mating Jack
8-	1/2" BX Connector on Flexible Armor with 12" Additional Leads stripped 2" w/Spade Lugs
9-	Standard Size Jack
10-	Standard Size 3-Pin Plug
11-	Standard Size 3-Pin Jack
12-	Standard Size 3-Pin Plug with Mating Jack
13-	Standard Size 3-Pin Jack with Mating Plug