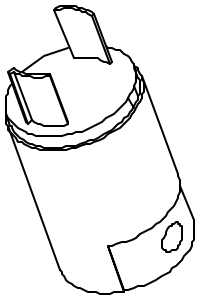
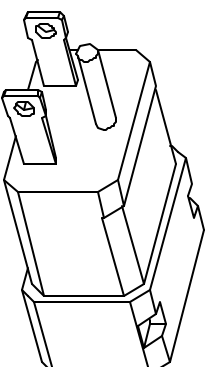


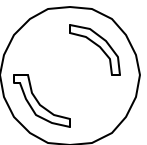
ACCESSORIES - HEAVY DUTY QUICK-DISCONNECT PLUGS



P1

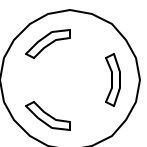


P3



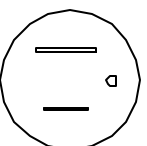
P1

NEMA L1-15P



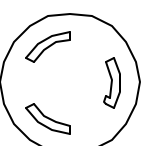
P2

NEMA N/A



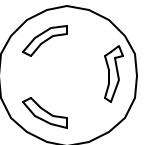
P3

NEMA 5-15P



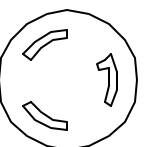
P4

NEMA L5-15P



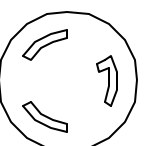
P1

NEMA L5-15P



P2

NEMA L5-20



P3

NEMA L5-30

REFERENCE	NEMA P or R	AMPS	VOLTS	PLUG PART NO.	RECEPTACLE PART NO.
20	L1-15	15A	125V	MG-20GA	MG-20GA
18	N/A	10A 15A	250V 125V	MG-18GA	MG-18GA
16	5-15	15A	125V	MG-16GA	MG-16GA
14	L5-15	15A	125V	MG-14GA	MG-14GA
12	L6-15	15A	250V	MG-12GA	MG-12GA
10	L6-20	20A	250V	MG-10GA	MG-10GA
10	L6-30	30A	250V	MG-10GA	MG-10GA

Note: Type P2 twist lock plug is not listed by UL, and is recommended for replacement use only in existing installations.