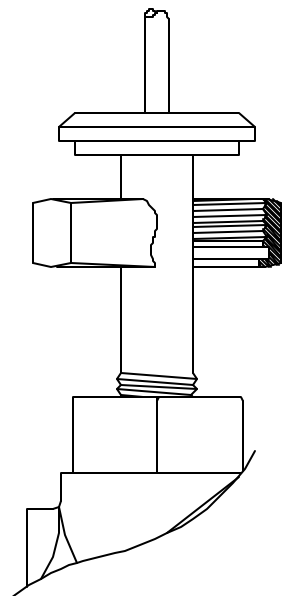


# SANITARY FITTING STYLES

- CAP STYLE 16A (CODE No. 1 WITHOUT NUT)

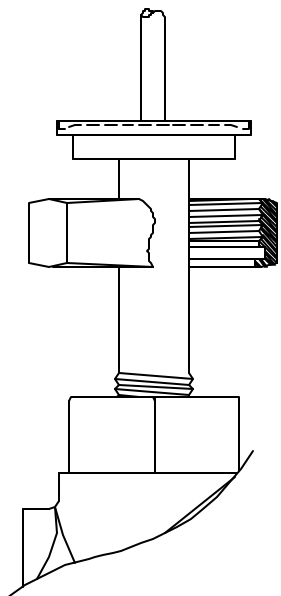
- CAP STYLE 16A (CODE No. 2 WITH NUT)

- MUST BE MUNUALLY CLEANED

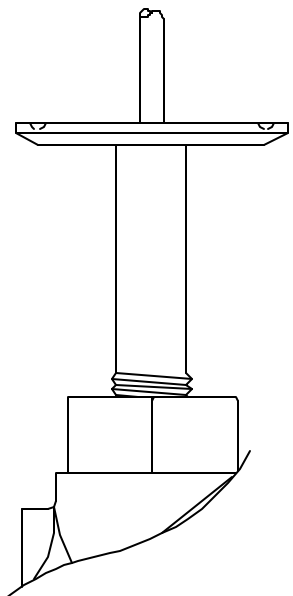


- CAP STYLE 16APV - (CODE No. 3 WITHOUT NUT)

- CAP STYLE 16APV - (CODE No. 4 WITH NUT)

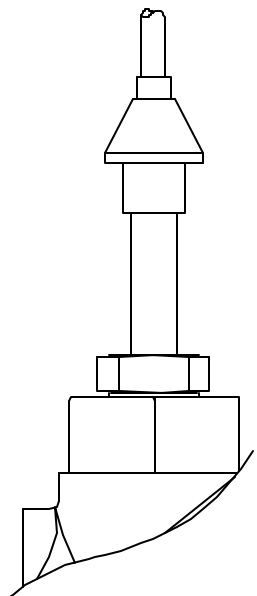


- CAP STYLE 16AMP (CODE No. 5)



- CAP STYLE 3A4 ADAPTOR (ORDER CODE No. 6)

- MUST BE MUNUALLY CLEANED



- CAP STYLE 16AI-14I (CODE No. 7)

- NOT 3-A AUTHORIZED

